



Library Ladder

Estimate Form

866-646-7089 www.winecellarspec.com

Email: info@winecellarspec.com

How to order or get an estimate on your ladder
Complete all the information on this form and email or fax back all 3 pages.

We will contact you with an estimate or to arrange delivery of your Library Ladder and Track.

1. Make Ladder Choices

Check all boxes that apply.

Specify Ladder

☐ Straight

☐ Bent
(To clear obstruction)



Specify Material

Material:

☐ Wood ☐ Aluminum

Wood Type:

☐ Birch ☐ Cherry ☐ Mahogany

☐ Maple ☐ Red Oak ☐ White Oak

☐ Walnut ☐ Alder ☐ Specify Other: _____

Wood Finish:

☐ Unfinished ☐ Clear ☐ Stain to Match

☐ Specify Minwax Stain: _____

Wood Finish also select: ☐ Gloss ☐ Satin

Aluminum Ladder:

Aluminum library ladders come standard with no finish. Ladders can be powdercoated in the following standard colors. Optional colors are also available.

☐ Matte Black ☐ Gloss Black ☐ Bronze

☐ Matte White ☐ Gloss White ☐ Specify Other: _____

Contact _____

Company _____

Address _____

City _____

State _____

Zip _____

Phone _____

Fax _____

Email _____

Specify Handrails

Handrails do not come standard.

Flush Handrails:

☐ Left Side

☐ Right Side

☐ Both Sides

Extended Handrails:

☐ Left Side

☐ Right Side

☐ Both Sides



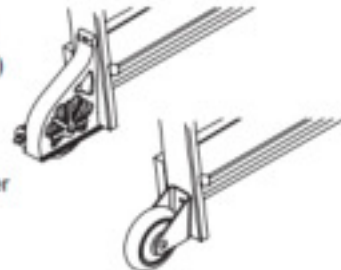
Specify Wheel Housing

☐ Sunburst Pattern
(Wood Ladder only)

☐ Contemporary

☐ Aluminum Ladder

☐ Wood Ladder



Specify Hardware Finish

All hardware, including wheel housing, upper roller assembly, handrails, metal track (if ordered), brackets, braces and bolts will be done in this finish.

Chrome: ☐ Polished ☐ Satin

Nickel: ☐ Polished ☐ Satin ☐ Antique
☐ Polished Black

Copper: ☐ Polished ☐ Satin ☐ Antique

Brass: ☐ Polished ☐ Satin ☐ Antique
☐ Heavy/No Lacquer

Bronze: ☐ Antique/Oil Rub

Powdercoated Finishes:

☐ Matte Black ☐ Gloss Black
☐ Matte White ☐ Gloss White
☐ Bronze

Specify Upper Assembly

☐ Roller Assembly

For affixed rolling ladder.



☐ Hook Assembly

For a removable ladder.



☐ Optional Safety Tread

No-slip tread added to all steps (wood only)



2. Make Track & Bracket Choices

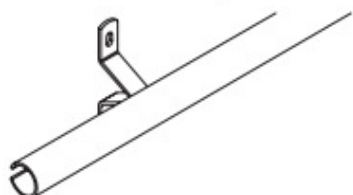
Check the box that applies.

See Step 3 for specifying Curved Tracks.

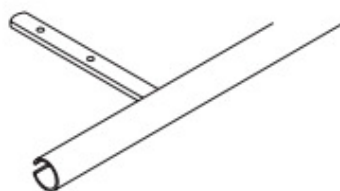
For Steel Tracks

Track and brackets to match specified hardware finish. Brackets must be mounted no more than every 48".

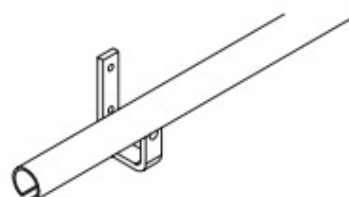
☐ Vertical Brackets for Ladders with Roller Assembly



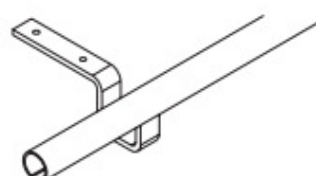
☐ Horizontal Brackets for Ladders with Roller Assembly



☐ Vertical Brackets for Ladders with J Hook Assembly



☐ Horizontal Brackets for Ladders with J Hook Assembly



☐ Steel Curved Track for Corners

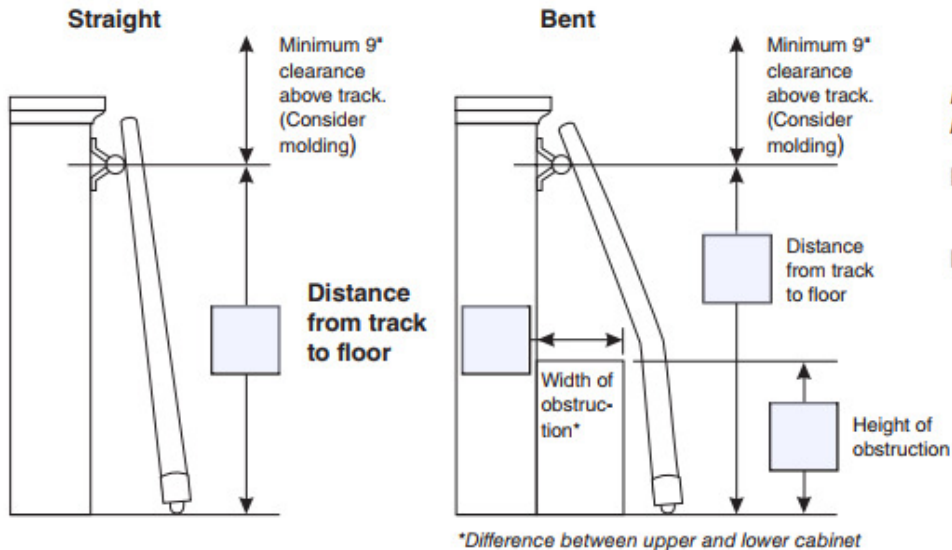
In 45° or 90°, with standard 34-1/2" radius. Custom curves available.



3. Provide Dimensions

Fill in all dimensions that apply.

Library Ladder Dimensions



Number of brackets supplied will be based on 30" spacing.

- ☐ Check here if mounting surfaces require more brackets.
- ☐ If you would like ALACO to assist you in figuring your dimensions, please check this box and fax us a separate sketch of your room or floor plans.

Track Dimensions

